

Jones Stain Kit (For Basement Membrane)

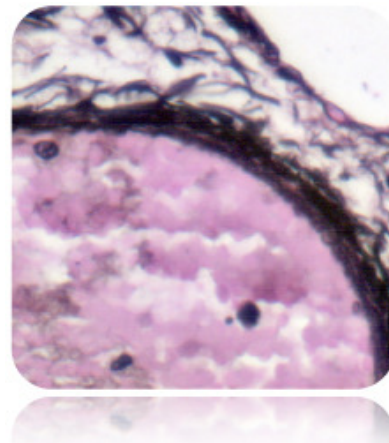
Description:

The Jones Stain Kit is intended for use in histological demonstration of the basement membrane and reticular fibers. This procedure is ideal for staining renal glomerular basement membranes. The main function of the basement membrane and reticular fibers is to provide anchorage and support. They are normally found throughout the body, particularly in the kidney, spleen, and lung.

Basement Membrane:	Black
Reticulum Fibers:	Black
Nuclei:	Red
Cytoplasm:	Light Pink

Uses/Limitations:

Not to be taken internally.
For In-Vitro Diagnostic use only.
Histological applications.
Do not use if reagents become cloudy.
Do not use past expiration date.
Use caution when handling reagents.
Non-Sterile.



Control Tissue:

Kidney cut at 2 microns.
Lung.
Spleen.


Ordering information regarding individual components on back page!

Kit Contents:

<u>Item #</u>	<u>Kit Contents</u>	<u>Volume</u>	<u>Storage</u>
PAQ250	Periodic Acid Solution	250 ml	2-8 °C
MET250	Methenamine Solution	250 ml (2 bottles)	2-8 °C
SNV030	Silver Nitrate Solution (5%)	30 ml	2-8 °C
BOR125	Borax Solution	125 ml	18-25 °C
GCB125	Gold Chloride Solution (0.2%)	125 ml	2-8 °C
STB125	Sodium Thiosulfate Solution (5%)	125 ml	18-25 °C
NFS125	Nuclear Fast Red Solution (Enhanced)	125 ml	18-25 °C


Precautions:

Avoid contact with skin and eyes.
Harmful if swallowed.
Follow all Federal, State, and local regulations regarding disposal.

Storage: 2° C  25° C


**Mixed Storage Conditions.
Separate Contents.**

Doc: IFU-TemplateMixedStorageev2



ScyTek Laboratories, Inc.
205 South 600 West
Logan, UT 84321
U.S.A.

CE 

 EmergoEurope (31)(0) 70 345-8570
Molsnstraat 15
2513 BH Hague, The Netherlands

Important Notes:

1. All glassware used in this procedure should be chemically cleaned and rinsed thoroughly in distilled water.
2. Do not use metal forceps to remove slides from reagents. Use plastic forceps only.
3. Prewarm all reagents to room temperature prior to use.

Procedure:

1. Deparaffinize sections if necessary and hydrate to distilled water.
2. Incubate slide in Periodic Acid Solution for 15 minutes.
3. Rinse in 2 changes of distilled water.
4. Combine the following for a working Silver Methenamine Solution:


42 ml Methenamine Solution
2.5 ml Silver Nitrate Solution (5%)
6 ml Borax Solution

Note: Mixed solution may not be stored for reuse later.

5. Place working Silver Methenamine Solution in 65° centigrade water bath and allow temperature to equilibrate.
6. Incubate slide in working Silver Methenamine Solution for 60 minutes. Using plastic forceps dip slide in “hot” distilled water and check under a microscope for evaluation of silver impregnation. Basement membrane and reticular fibers should be black. If color is not sufficient, dip slide in “hot” distilled water and return the slide to working Silver Methenamine Solution for 5-10 minutes and check again.
7. Rinse in 4 changes of distilled water.
8. Incubate slide in Gold Chloride Solution (0.2%) for 15-30 seconds.
9. Rinse in 4 changes of distilled water.
10. Incubate slide in Sodium Thiosulfate Solution (5%) for 2 minutes.
11. Rinse in tap water followed by 2 changes of distilled water.
12. Incubate slide in Nuclear Fast Red Solution for 2 minutes.
13. Rinse slide quickly in distilled water.
14. Rinse slide using absolute alcohol.
15. Dehydrate in 3 changes of absolute alcohol, clear, and mount in synthetic resin.


References:

- 1.

Storage: 2° C  25° C

**Mixed Storage Conditions.
Separate Contents.**

Doc: IFU-TemplateMixedStorageev2


 ScyTek Laboratories, Inc.
205 South 600 West
Logan, UT 84321
U.S.A.

CE IVD

EMERGO
EmergoEurope (31)(0) 70 345-8570
Molsnstraat 15
2513 BH Hague, The Netherlands


Bulk Reagent Ordering Information and Current Pricing at www.scytek.com

Description:	Catalog #	Volume
Periodic Acid Solution	PAQ250	250 ml
	PAQ500	500 ml
	PAQ999	1000 ml
Methenamine Solution	MET250	250 ml
	MET 500	500 ml
	MET999	1000 ml
Silver Nitrate Solution (5%)	SNV030	30 ml
	SNV125	125 ml
	SNV500	500 ml
Borax Solution	BOR125	125 ml
	BOR500	500 ml
	BOR999	1000 ml
Gold Chloride Solution (0.2%)	GCB125	125 ml
	GCB500	500 ml
	GCB999	1000 ml
Sodium Thiosulfate Solution (5%)	STB125	125 ml
	STB500	500 ml
	STB999	1000 ml
Nuclear Fast Red Solution (Enhanced Stability)	NFS125	125 ml
	NFS500	500 ml
	NFS999	1000 ml

 Storage: 2° C  25° C


Mixed Storage Conditions.
Separate Contents.

Doc: IFU-TemplateMixedStorageev2



ScyTek Laboratories, Inc.
 205 South 600 West
 Logan, UT 84321
 U.S.A.



 EmergoEurope (31)(0) 70 345-8570
 Molsnstraat 15
 2513 BH Hague, The Netherlands