

Alcian Blue (pH 0.5) Stain Kit

Description: The Alcian Blue (pH 0.5) Stain Kit is intended for use in the histological visualization of strongly sulfated mucosubstances.

Strongly Sulfated Mucosubstances: Blue
Nuclei: Red
Background: Pink

Uses/Limitations: Not to be taken internally.
For In-Vitro Diagnostic use only.
Histological applications.
Do not use past expiration date.
Use caution when handling reagents.
Non-Sterile.

Control Tissue: Small Intestine
Appendix
Colon


Availability/Contents:


<u>Item #</u>	<u>Kit Contents</u>	<u>Volume</u>	<u>Storage</u>
ANB250	Alcian Blue Solution (pH 0.5)	250 ml	18-25 °C
AAG500	Acetic Acid Solution	500 ml	18-25 °C
SOH250	Safranin O Solution	250 ml	18-25 °C

Precautions: Avoid contact with skin and eyes.
Harmful if swallowed.
Follow all Federal, State, and local regulations regarding disposal.
Use in chemical fume hood whenever possible.

Procedure (Standard):


1. Deparaffinize sections if necessary and hydrate to distilled water.
2. Incubate slide in Acetic Acid Solution for 3 minutes.
3. Stain tissue section with Alcian Blue Solution (pH 0.5) solution for 30 minutes at room temperature or 15 minutes at 37 °C.
4. If desired, rinse slide briefly in Acetic Acid solution to remove excess Alcian Blue.
5. Rinse for 2 minutes in running tap water followed by 2 changes of distilled water.
6. Stain tissue section with Safranin O Solution for 5 minutes.
7. Rinse for 2 minutes in running tap water followed by 2 changes of distilled water.
8. Dehydrate through graded alcohols.
9. Clear, and mount in synthetic resin.

Storage: 18° C  25° C



ScyTek Laboratories, Inc.
205 South 600 West
Logan, UT 84321
U.S.A.

 EmergoEurope (31)(0) 70 345-8570
Molsnstraat 15
2513 BH Hague, The Netherlands

Instructions For Use

AFS-1-IFU

Rev. Date: May 18, 2012

Revision: 1

Page 2 of 2

P.O. Box 3286 - Logan, Utah 84323, U.S.A. - Tel. (800) 729-8350 – Tel. (435) 755-9848 - Fax (435) 755-0015 - www.scytek.com**References:**

1. Lillie, R.D. 1977, H.J. Conn's Biological Stains, 9th Edition. Williams & Wilkins, Baltimore. Pages 452-455.
2. Sheenan, D.C., Hrapchak, B.B. Theory and Practice of Histotechnology, 2nd Edition. Battelle Press, Columbus, OH. Pages 172-173.
3. Churukian, C.J., 1989, Manual of Special Stains Laboratory, 4th Edition. University of Rochester, Rochester, New York. Pages 55-56.
4. Carson, F.L., 1996, Histotechnology; A Self-Instructional Text, 2nd Edition. ASCP Press, Chicago, IL. Pages 117-121.

Storage: 18° C



25° C

ScyTek Laboratories, Inc.
205 South 600 West
Logan, UT 84321
U.S.A.EC REP EmergoEurope (31)(0) 70 345-8570
Molsnstraat 15
2513 BH Hague, The Netherlands