

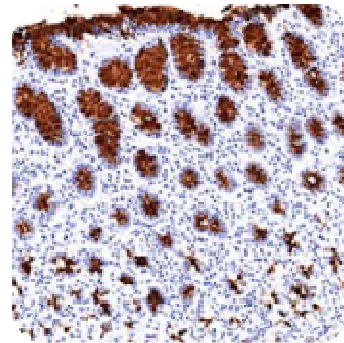
DAB Chromogen/Substrate Bulk Pack

Description:

This product has been developed for applications that require excellent contrast between the chromogen and Hematoxylin counterstain. The resulting stain is a dark brown precipitate that is darker and more sensitive than other commercially available DAB Chromogen products. 3,3'Diaminobenzidine (DAB) is a widely used chromogen for immunohistochemical staining and immunoblotting. When in the presence of peroxidase enzyme, DAB produces a brown precipitate that is insoluble in alcohol. This product is available in a two component form consisting of a liquid, refrigerator stable DAB Chromogen and DAB Substrate. The use of liquid components reduces some risks associated with handling powders (ie. dust inhalation), and eliminates waste which often results from using tablets that require a predetermined final volume.

Uses/Limitations:

Not to be taken internally.
 For In Vitro Diagnostic use.
 Histological applications.
 Do not use if reagents become cloudy.
 Do not use past expiration date.
 Use caution when handling reagents.
 Non-Sterile.



Control Tissue:

Any well fixed paraffin embedded or frozen tissue section.


Ordering information regarding individual components on back page!


Kit Options:

<u>Item #</u>	<u>Component</u>	<u>Volume</u>	<u>Storage</u>
ACK500	DAB Substrate	500 ml	2-8°C
	DAB Chromogen Concentrate	30 ml	2-8°C
ACK999	DAB Substrate	1000 ml	2-8°C
	DAB Chromogen Concentrate	60 ml	2-8°C


Precautions:

Avoid contact with skin and eyes.
 Harmful if swallowed.
 Follow all Federal, State, and local regulations regarding disposal.

Storage: 2° C  8° C

 ScyTek Laboratories, Inc.
 205 South 600 West
 Logan, UT 84321
 U.S.A.


 Emurgo Europe
 Molenstraat 15
 2513 BH Hague, The Netherlands

Procedure:

1. Combine 50µl of DAB Chromogen to each 1ml of DAB Substrate. Combined mixture may be used for up to six hours.

NOTE: Range = 50-80µl of DAB Chromogen / 1 ml of DAB Substrate.

50µl /ml produces optimal staining quality, 80µl/ml produces maximum sensitivity.

OPTIONAL: For additional sensitivity, add 20µl of DAB Enhancer (cat.# ACM030) to each 1ml of mixed solution.


2. Dip slide one time in DI/Distilled water immediately prior to application of DAB.
3. Apply mixture to tissue section.
4. Incubate tissue section for 5 minutes.
5. Rinse slide using DI/Distilled water.
6. Apply mixture and incubate for another 5 minutes.
7. Rinse slide in two changes of DI/Distilled water.
8. Counterstain as desired.
9. Dehydrate through graded alcohol, clear and coverslip in synthetic medium.


References:

1. Kuller, L., Schmidt, A., Mack, H., Durning, M., Birkebak, T., Reiner, M.T., Anderson, D.M., Morton, W.R., Agy, M.B. Systemic and Intestinal Immune Responses to HIV-2₂₈₇ Infection in Macaca nemestrina. *AIDS Research and Human Retroviruses*. August 2001, Volume 17(12): pages 1191-1204. Doi:10.1089/088922201316912790.
2. Schaefer, K.L., Brachwitz, K., et al. Expression Profiling of t(12;22) Positive Clear Cell Sarcoma of Soft Tissue Cell Lines Reveals Characteristic Up-Regulation of Potential New Marker Genes Including ERBB3. *Cancer Research*, May 15, 2004, Volume 64; page 3395. Doi: 10.1158/0008-5472.CAN-03-0809.
3. Oznurulu, Y., Celik, I., Sur, E., Telatar, T., Ozparlak, H. Comparative Skin Histology of the White New Zealand and Angora Rabbits: Histometrical and Immunohistochemical Evaluations. *Journal of Animal and Veterinary Advances*. 2009, Volume 8(9): pages 1694-1701.
4. Rivas-Arancibia, S., Guevara-Guzman, R., Lopez-Vidal, Y., Rodriguez-Martinez, E., Zanardo-Gomes, M., Angoa-Perez, M., Raisman-Vozari, R. Oxidative Stress Caused by Ozone Exposure Induces Loss of Brain Repair in the Hippocampus of Adult Rats. *Toxicological Sciences*. 2010, Volume 113(1): pages 187-197. doi.1093/toxsci/kfp252.
5. Gupta, P., Dhingra, K.K., Singhal, S., Khurana, N., Mandal, S., Mohta, A. Primary primitive neuroectodermal tumour (PNET) of testis: an unsuspected diagnosis. *Pathology*, February 2010, Volume 42, Issue 2: pages 179-181. Doi: 10.3109/00313020903494029.
6. Lee, J.H., Pyon, J.K., Kim, D.W., Lee, S.H., Nam, H.S., Kim, C.H., Kang, S.G., Lee, Y.J., Park, Y.J., Jeong, D.J., Cho, M.K. Elevated c-Src and c-Yes expression in malignant skin cancers. *Journal of Experimental & Clinical Cancer Research*. 2010, Volume 29: page 116. Doi: 10.1186/1756-9966-29-116.
7. Ozaltin, F., Ibsirlioglu, T., et al. Disruption of PTPRO Causes Childhood-Onset Nephrotic Syndrome. *The American Journal of Human Genetics*. July 15, 2011, Volume 89(1): pages 139-147. Doi: 10.1016/j.ajhg.2011.05.026.

Bulk Reagent Ordering Information and Current Pricing at www.scytek.com

Description:	Catalog #	Volume
DAB Chromogen Concentrate	ACB030	30 ml
	ACB060	60 ml
	ACB125	125 ml
	ACB500	500 ml
DAB Substrate	ACC500	500 ml
	ACC999	1000 ml

Storage: 2° C  8° C

 ScyTek Laboratories, Inc.
205 South 600 West
Logan, UT 84321
U.S.A.



Emergo Europe
Molenstraat 15
2513 BH Hague, The Netherlands