

Permanent Red (For Alkaline Phosphatase)

Description: Permanent Red (For Alkaline Phosphatase) is a two-component chromogen for immunohistochemical staining and immunoblotting. When in the presence of alkaline phosphatase enzyme, Permanent Red produces an intense red precipitate that is insoluble in alcohol and may be permanently mounted in synthetic resin. The working solution may be mixed for up to 2 hours prior to application making it suitable for automated staining.

Uses/Limitations: Not to be taken internally.
For In-Vitro Diagnostic use only.
Histological applications.
Do not use if reagents become cloudy.
Do not use past expiration date.
Use caution when handling reagents.
Non-Sterile.



Control Tissue: Any well fixed paraffin embedded or frozen tissue section.


Ordering information regarding individual components on back page!

Kit Options:


<u>Item #</u>	<u>Component</u>	<u>Volume</u>	<u>Storage</u>
PRD-15	Permanent Red Concentrate	1 ml	2-8°C
	Permanent Red Buffer	15 ml	2-8°C
PRD-61	Permanent Red Concentrate	2 ml	2-8°C
	Permanent Red Buffer	60 ml	2-8°C

Precautions: Avoid contact with skin and eyes.
Harmful if swallowed.
Follow all Federal, State, and local regulations regarding disposal.

Storage: 2° C  8° C

 ScyTek Laboratories, Inc.
205 South 600 West
Logan, UT 84321
U.S.A.

 EmergoEurope (31)(0) 70 345-8570
Molsnstraat 15
2513 BH Hague, The Netherlands

Procedure:


1. Combine one drop (20µl) of Permanent Red Concentrate to each 3ml of Permanent Red Buffer. Combined mixture may be used for up to two hours.


NOTE: Range = 20-30µl of Permanent Red Concentrate / 3 ml of Permanent Red Buffer.
20µl /ml produces optimal staining quality, 30µl/ml produces maximum sensitivity.

2. Dip slide one time in DI/Distilled water immediately prior to application of Permanent Red.
3. Apply mixture to tissue section and incubate for 5 minutes.
4. Rinse slide using DI/Distilled water.
5. Apply mixture a second time and incubate for another 5 minutes.
6. Rinse slide using DI/Distilled water.
7. If desired, repeat application for a third time.
8. Rinse slide in two changes of DI/Distilled water.
9. Counterstain as desired.
10. Dehydrate through graded alcohol, clear and coverslip in synthetic medium.

Bulk Reagent Ordering Information and Current Pricing at www.scytek.com


Description:	Catalog #	Volume
Permanent Red Concentrate	PRC015	15 ml
	PRC060	60 ml
Permanent Red Buffer	PRB500	500 ml
	PRB999	1000 ml

Storage: 2° C  8° C



ScyTek Laboratories, Inc.
205 South 600 West
Logan, UT 84321
U.S.A.

 EmergoEurope (31)(0) 70 345-8570
Molsnstraat 15
2513 BH Hague, The Netherlands