

Alpha-1-Fetoprotein (AFP)

Availability/Contents:	Item #	Volume
	A20058	2 ml
	A00058	6 ml
	A00058.25	25 ml

Description:


Species:	Rabbit
Immunogen:	Alpha-1-fetoprotein isolated from human cord serum.
Clone:	Polyclonal
Isotype:	N/A
Format:	This antibody has been pretitered and quality controlled to work on formalin-fixed paraffin-embedded as well as acetone fixed cryostat tissue sections. No further titration is required.
Specificity:	This antibody reacts with alpha-1-fetoprotein. A positive staining in the hepatocytes of fetal tissue was observed. This antibody does not react with any other cell or tissue types.
Species Reactivity:	Human
Positive Control:	Fetal Liver, Hepatocellular Carcinoma
Cellular Localization:	Cytoplasm
Titer/Working Dilution:	No further dilution is required.
Microbiological State:	This product is not sterile.


Uses/Limitations: For In Vitro Diagnostic Use.
This product is intended for qualitative immunohistochemistry with normal and neoplastic formalin-fixed, paraffin-embedded tissue sections, to be viewed by light microscopy.
Do not use past expiration date.




Storage and Stability: 2-8° Centigrade.
Product is stable for 24 months from date of manufacture.
If reagent is not stored as recommended, performance must be validated by the user.

Procedure:

1. Tissue Section Pretreatment: Staining of formalin fixed, paraffin embedded tissue sections is enhanced by pretreatment with Citrate Plus (ScyTek catalog# CPL500) or 10mM citrate buffer, pH 6.0 (ScyTek Catalog# CBB500, see IFU for instructions).
2. Primary Antibody Incubation Time: We suggest an incubation period of 30-60 minutes at room temperature. However, depending upon the fixation conditions and the staining system employed, optimal incubation should be determined by the user.
3. Visualization: For maximum staining intensity we recommend the "Retrieval HRP Anti-Polyvalent Lab Pack" (ScyTek catalog# RPL125, see IFU for instructions) combined with the "DAB Chromogen/Substrate Bulk Pack (High Contrast)" (ScyTek catalog# ACV500, see IFU for instructions).

Storage: 2°C  8°C

 ScyTek Laboratories, Inc.
205 South 600 West
Logan, UT 84321 U.S.A.

 
 EmergoEurope (31)(0) 70 345-8570
Molsnstraat 15
2513 BH Hague
The Netherlands

Instructions For Use A00058-IFU-IVD

Rev. Date: July 11, 2008

Revision: 1

Page 2 of 2

P.O. Box 3286 - Logan, Utah 84323, U.S.A. - Tel. (800) 729-8350 - Fax (435) 755-0015 - www.scytek.com


Precautions: Contains Sodium Azide as a preservative (0.09% w/v).
Do not pipette by mouth.
Avoid contact of reagents and specimens with skin and mucous membranes.
Avoid microbial contamination of reagents or increased nonspecific staining may occur.
This product contains no hazardous material at a reportable concentration according to U.S. 29 CFR 1910.1200, OSHA Hazardous Communication Standard and EC Directive 91/155/EC.


References:

1. MacDonald et al. Clin Chim Acta 87: 367, 1978.
2. Jacobson et al. Am J Surg Pathol 5: 257, 1981.

Warranty:

No products or "Instructions For Use (IFU)" are to be construed as a recommendation for use in violation of any patents. We make no representations, warranties or assurances as to the accuracy or completeness of information provided on our IFU or website. Our warranty is limited to the actual price paid for the product. ScyTek Laboratories, Inc. is not liable for any property damage, personal injury, time or effort or economic loss caused by our products. Immunohistochemistry is a complex technique involving both histological and immunological detection methods. Tissue processing and handling prior to immunostaining can cause inconsistent results. Variations in fixation and embedding or the inherent nature of the tissue specimen may cause variations in results. Endogenous peroxidase activity or pseudoperoxidase activity in erythrocytes and endogenous biotin may cause non-specific staining depending on detection system used.

Storage: 2°C  8°C

 ScyTek Laboratories, Inc.
205 South 600 West
Logan, UT 84321 U.S.A.

CE

IVD

EC REP

EmergoEurope (31)(0) 70 345-8570
Molsstraat 15
2513 BH Hague
The Netherlands