

TMB Soluble Reagent (Standard Sensitivity)

Description: This liquid substrate for peroxidase consists of tetramethylbenzidine (TMB) plus dilute hydrogen peroxide in a single-reagent stabilized form. The reagent has been specifically formulated for measuring peroxidase in ELISA systems. This reagent is stable for long-term storage and provides sensitivity equal to, or greater than, that of OPD.

Form: 3,3',5,5'-tetramethylbenzidine

Contents: TMB in a dilute organic solvent with buffer. Contains Hydrogen peroxide as activating agent.

Stability: Reagents are stable for at least 12 months when stored at room temperature, or 20 months when stored at 2-8°C. Avoid contamination of reagents with labware which has not been thoroughly cleaned. A slight yellow tinge may develop over time. This does not affect product performance. Do not use if solution darkens.

Uses/Limitations: Not to be taken internally.
For In-Vitro Diagnostic use.
Immunological applications.
Do not use if reagents become cloudy.
Do not use past expiration date.
Use caution when handling reagents.
Non-Sterile.




Ordering Information and Current Pricing at www.scytek.com
Please contact for addition OEM and Bulk pricing.
Custom vialing and volumes also available on request.


Availability:	Item #	Volume
	TM1125	125 ml
	TM1500	500 ml
	TM1999	1000 ml
	TM1010	10 Liters

Storage: Store at 2-8°C.


Precautions: Avoid contact with skin and eyes.
Harmful if swallowed.
Do Not pipette reagent by mouth.
Follow all Federal, State, and local regulations regarding disposal.

Activating Agents: Peroxidase

Storage: 2° C  8° C

 ScyTek Laboratories, Inc.
205 South 600 West
Logan, UT 84321
U.S.A.


 



Emergo Europe
Prinsessegracht 20
2514 AP The Hague, The Netherlands

Light Sensitivity:	Negligible for short exposure times
Reaction Volume:	50 - 100 ul per well in microtiter plates
Reaction Time:	Approximately 15 minutes (Range 5 - 60 min.)
Reaction pH:	Approximately pH 6.0 (Range 5.0 - 7.0)
Reaction Temperature:	Room temperature
Peak Wavelengths:	650 nm, unstopped, blue reaction product 450 nm, stopped, yellow reaction product
Stopping Solution:	Equal volume of Stop Buffer (cat# TSB). Stopped reactions show increased absorbance values of approximately 2-fold over unstopped reactions.
Reaction Stability:	Stopped reactions are stable for at least 30 minutes to several hours depending on the level of peroxidase activity. Intense reactions may precipitate on prolonged standing. This can be prevented by increasing concentration of stopping solution.

References:

- Cui, Zhengrong, and Russell J Mumper. 2001. "Chitosan-Based Nanoparticles for Topical Genetic Immunization." *Journal of Controlled Release* 75 (3): 409–19. [https://doi.org/10.1016/S0168-3659\(01\)00407-2](https://doi.org/10.1016/S0168-3659(01)00407-2).
- Iwanari, Hiroko, Yoshiko Nakada-Nakura, Osamu Kusano-Arai, Nobuchika Suzuki, Tatsuhiko Kodama, Toshiko Sakihama, and Takao Hamakubo. 2011. "A Method of Generating Antibodies against Exogenously Administered Self-Antigen by Manipulating CD4+CD25+ Regulatory T Cells." *Journal of Immunological Methods* 369 (1): 108–14. <https://doi.org/10.1016/j.jim.2011.04.011>.
- Kato, Mototsugu, Masahiro Asaka, Masao Saito, Hitoshi Sekine, Shuichi Ohara, Takayoshi Toyota, Taiji Akamatsu, et al. 2000. "Clinical Usefulness of Urine-Based Enzyme-Linked Immunosorbent Assay for Detection of Antibody to Helicobacter Pylori: A Collaborative Study in Nine Medical Institutions in Japan." *Helicobacter* 5 (2): 109–19. <https://doi.org/10.1046/j.1523-5378.2000.00017.x>.
- Katsuragi, Kiyonori, Atsunari Noda, Tetsuya Tachikawa, Atsushi Azuma, Fumie Mukai, Kazunari Murakami, Toshio Fujioka, Mototsugu Kato, and Masahiro Asaka. 1998. "Highly Sensitive Urine-Based Enzyme-Linked Immunosorbent Assay for Detection of Antibody to Helicobacter Pylori." *Helicobacter* 3 (4): 289–95. <https://doi.org/10.1046/j.1523-5378.1998.08045.x>.
- Sasaki, Sei, Yasukazu Ohmoto, Toyoki Mori, Fusako Iwata, and Masahiro Muraguchi. 2012. "Daily Variance of Urinary Excretion of AQP2 Determined by Sandwich ELISA Method." *Clinical and Experimental Nephrology* 16 (3): 406–10. <https://doi.org/10.1007/s10157-011-0574-2>.
- Takahashi, Hitoshi, Shiho Nagata, Takato Odagiri, and Tsutomu Kageyama. 2018. "Establishment of the Cross-Clade Antigen Detection System for H5 Subtype Influenza Viruses Using Peptide Monoclonal Antibodies Specific for Influenza Virus H5 Hemagglutinin." *Biochemical and Biophysical Research Communications* 498 (4): 758–63. <https://doi.org/10.1016/j.bbrc.2018.03.054>.
- Tochino, Yoshihiro, Hiroshi Kanazawa, Yukikazu Ichimaru, Kazuhisa Asai, Shigenori Kyoh, and Kazuto Hirata. 2007. "Nε-(Carboxymethyl)Lysine, a Major Advanced Glycation End Product in Exhaled Breath Condensate as a Biomarker of Small Airway Involvement in Asthma." *Journal of Asthma* 44 (10): 861–66. <https://doi.org/10.1080/02770900701752573>.
- Whitehurst, Brandt, Michael J. Flister, Juhi Bagaitkar, Lisa Volk, Christopher M. Bivens, Brent Pickett, Emely Castro-Rivera, Rolf A. Brekken, Robert D. Gerard, and Sophia Ran. 2007. "Anti-VEGF-A Therapy Reduces Lymphatic Vessel Density and Expression of VEGFR-3 in an Orthotopic Breast Tumor Model." *International Journal of Cancer* 121 (10): 2181–91. <https://doi.org/10.1002/ijc.22937>.

 Storage: 2° C  8° C


 ScyTek Laboratories, Inc.
 205 South 600 West
 Logan, UT 84321
 U.S.A.


EC REP

 Emergo Europe
 Prinsessegracht 20
 2514 AP The Hague, The Netherlands


Instructions For Use
TM1-IFU


Rev. Date: May 9, 2019

Revision: 5

Page 3 of 3

P.O. Box 3286 - Logan, Utah 84323, U.S.A. - Tel. (800) 729-8350 – Tel. (435) 755-9848 - Fax (435) 755-0015 - www.scytek.com

Storage: 2° C  8° C

 ScyTek Laboratories, Inc.
205 South 600 West
Logan, UT 84321
U.S.A.



Emergo Europe
Prinsessegracht 20
2514 AP The Hague, The Netherlands