

Tris Buffered Saline + Tween 20 (10X) pH 7.5

Description: Tris Buffered Saline + plus Tween 20 (10X) pH 7.5 has been formulated in an easy-to-use 10X concentration for use in an Immunohistochemistry protocol as a wash buffer. This standard tris buffer also has countless other applications in a general laboratory. Made using only ACS Reagent grade materials and water that meets USP specifications provides assurance that optimal results can be expected. The need to weigh and dissolve individual components is eliminated and replaced with a simple dilution. Contains no preservative.

Contents: Tris buffered saline with tween 20 in deionized/distilled water. pH of 1X diluted buffer is 7.5 ± 0.20 at standard room temperature (18-23°C). Concentration at final dilution is Tris: 0.065M, NaCl: 0.2M, KCl: 0.003M. Tween 20 is added at a diluted concentration of 0.05%

Uses/Limitations: Not to be taken internally.
For In-Vitro Diagnostic use only.
Do not use if reagent becomes cloudy.
Do not use past expiration date.
Use caution when handling reagents.
Non-Sterile

Availability*:	Item #	Volume	Diluted Volume
	TBE500	500 ml	5 liters
	TBE999	1000 ml	10 liters
	TBE010	10 liters	100 liters
	TBE-20000	20 liters	200 liters


*Please contact for additional OEM and bulk pricing information.




Storage: Store at 18-25°C.
After diluting to 1X, store in refrigerator (2-8°C)
Note that the pH of Tris buffers is inversely dependent upon temperature of the buffer.

Precautions: Avoid contact with skin and eyes.
Harmful if swallowed.
Follow all Federal, State, and local regulations regarding disposal.

- Procedure:**
1. Thoroughly mix 1 part of Tris Buffered Saline (10X) with 9 parts deionized or distilled water.
 2. Verify and adjust (if needed) pH for intended use.
 3. To avoid contamination issues and provide optimal results, prepare fresh buffer daily.

Storage: 18° C  25° C



ScyTek Laboratories, Inc.
205 South 600 West
Logan, UT 84321
U.S.A.

CE 

EC REP
Emergo Europe
Prinsessegracht 20
2514 AP The Hague, The Netherlands

Instructions For Use
TBE-IFU



Rev. Date: May 8, 2019

Revision: 2

Page 2 of 2

P.O. Box 3286 - Logan, Utah 84323, U.S.A. - Tel. (800) 729-8350 – Tel. (435) 755-9848 - Fax (435) 755-0015 - www.scytek.com**References:**

1. Bar-On, Pazit, Leslie Crews, Andrew O. Koob, Hideya Mizuno, Anthony Adame, Brian Spencer, and Eliezer Masliah. “Statins Reduce Neuronal α -Synuclein Aggregation in in Vitro Models of Parkinson’s Disease.” *Journal of Neurochemistry* 105, no. 5 (2008): 1656–67. <https://doi.org/10.1111/j.1471-4159.2008.05254.x>.
2. Bar-On, Pazit, Edward Rockenstein, Anthony Adame, Gilbert Ho, Makoto Hashimoto, and Eliezer Masliah. “Effects of the Cholesterol-Lowering Compound Methyl- β -Cyclodextrin in Models of α -Synucleinopathy.” *Journal of Neurochemistry* 98, no. 4 (2006): 1032–45. <https://doi.org/10.1111/j.1471-4159.2006.04017.x>.
3. Liew, Michael, Matthew C. Groll, James E. Thompson, Sara L. Call, Joann E. Moser, Justin D. Hoopes, Karl Voelkerding, Carl Wittwer, and Rex S. Spendlove. “Validating a Custom Multiplex ELISA against Individual Commercial Immunoassays Using Clinical Samples.” *BioTechniques* 42, no. 3 (March 1, 2007): 327–33. <https://doi.org/10.2144/000112332>.

Storage: 18° C  25° C ScyTek Laboratories, Inc.
205 South 600 West
Logan, UT 84321
U.S.A.CE 

EC REP

Emergo Europe
Prinsessegracht 20
2514 AP The Hague, The Netherlands