

Normal Antibody Diluent (Phosphate Buffered)

Description:

Provided as a ready-to-use (Phosphate Buffered) diluent for diluting primary antibodies and for use as a negative control. Both monoclonal and polyclonal antibodies are stabilized for long-term storage thereby reducing the number of titrations required from concentrated form. This product contains a highly purified carrier protein that minimizes proteolytic enzyme degradation, a wetting agent to reduce surface tension and an anti-microbial agent to prevent microbial growth. Not for antibodies that have been conjugated with peroxidase. In most cases, antibodies diluted in this reagent can be stored for 24 months at 2-8°C. Diluent is subjected to 0.2 micron filtration.

pH 7.4

Availability/Contents:

<u>Item #</u>	<u>Volume</u>
ABB125	125 ml
ABB500	500 ml
ABB999	1000 ml

Uses/Limitations:

Not to be taken internally.
For In-Vitro Diagnostic use.
Histological applications.
Do not use if reagents become cloudy.
Do not use past expiration date.
Use caution when handling reagents.
Non-Sterile.



Ordering Information and Current Pricing at www.scytek.com

Storage:

Store at 2-8°C.


Precautions:

Avoid contact with skin and eyes.
Harmful if swallowed.
Follow all Federal, State, and local regulations regarding disposal.


Procedure:

1. Pour appropriate volume of Primary Antibody Diluent into clean mixing bottle.
2. Dilute primary antibody directly in Primary Antibody Diluent (Phosphate Buffered).
3. Use as directed by antibody manufacturer.
4. Store diluted antibody at 2-8°C for up to 24 months.

Storage: 2° C  8° C

 ScyTek Laboratories, Inc.
205 South 600 West
Logan, UT 84321
U.S.A.


 


Emergo Europe
Prinsessegracht 20
2514 AP The Hague, The Netherlands


References:

1. Balci Yuce H, Karatas Ö, Tulu F, Altan A, Gevrek F. Effect of diabetes on collagen metabolism and hypoxia in human gingival tissue: a stereological, histopathological, and immunohistochemical study. *Biotechnic & Histochemistry*. 2019 Jan 2;94(1):65-73.
2. Brown PA, Courtillon C, Weerts EA, Andraud M, Allée C, Vendembeuche A, Amelot M, Rose N, Verheije MH, Etteradossi N. Transmission Kinetics and histopathology induced by European Turkey Coronavirus during experimental infection of specific pathogen free turkeys. *Transboundary and emerging diseases*. 2019 Jan;66(1):234-42.
3. Cui J, Wei C, Deng L, Kuang X, Zhang Z, Pierides C, Chi J, Wang L. MicroRNA-143 increases cell apoptosis in myelodysplastic syndrome through the Fas/FasL pathway both in vitro and in vivo. *International journal of oncology*. 2018 Nov 1;53(5):2191-9.
4. Saadat N, Akhtar S, Goja A, Razalli NH, Geamanu A, David D, Shen Y, Gupta SV. Dietary garcinol arrests pancreatic cancer in p53 and K-ras conditional mutant mouse model. *Nutrition and cancer*. 2018 Sep 11:1-3.
5. Bates MA, Akbari P, Gilley KN, Wagner JG, Li N, Kopec AK, Wierenga KA, Jackson-Humbles D, Brandenberger C, Holian A, Benninghoff AD. Dietary docosahexaenoic acid prevents silica-induced development of pulmonary ectopic germinal centers and glomerulonephritis in the lupus-prone NZBWF1 mouse. *Frontiers in immunology*. 2018;9.
6. Wang D, Sun S, Heidari M. Marek's disease vaccine activates chicken macrophages. *Journal of veterinary science*. 2018 May 1;19(3):375-83.
7. Stern AL, Lee RN, Panvelker N, Li J, Harowitz J, Jordan-Sciutto KL, Akay-Espinoza C. Differential Effects of Antiretroviral Drugs on Neurons In Vitro: Roles for Oxidative Stress and Integrated Stress Response. *Journal of Neuroimmune Pharmacology*. 2018 Mar 1;13(1):64-76.
8. Nault R, Fader KA, Harkema JR, Zacharewski T. Loss of liver-specific and sexually dimorphic gene expression by aryl hydrocarbon receptor activation in C57BL/6 mice. *PLoS one*. 2017 Sep 18;12(9):e0184842.
9. Li Y, Song Z, Kerr KA, Moeser AJ. Chronic social stress in pigs impairs intestinal barrier and nutrient transporter function, and alters neuro-immune mediator and receptor expression. *PLoS one*. 2017 Feb 7;12(2):e0171617.
10. Heidari M, Wang D, Delekta P, Sun S. Marek's disease virus immunosuppression alters host cellular responses and immune gene expression in the skin of infected chickens. *Veterinary immunology and immunopathology*. 2016 Nov 1;180:21-8.
11. Contreras GA, Thelen K, Ayala-Lopez N, Watts SW. The distribution and adipogenic potential of perivascular adipose tissue adipocyte progenitors is dependent on sexual dimorphism and vessel location. *Physiological reports*. 2016 Oct 1;4(19):e12993.
12. Heidari M, Wang D, Fitzgerald SD, Sun S. Severe necrotic dermatitis in the combs of line 63 chickens infected with Marek's disease virus. *Avian Pathology*. 2016 Sep 2;45(5):582-92.
13. Ono H, Basson MD, Ito H. P300 inhibition enhances gemcitabine-induced apoptosis of pancreatic cancer. *Oncotarget*. 2016 Aug 9;7(32):51301.
14. M. A. Bates, C. Brandenberger, I. Langohr, K. Kumagai, J. R. Harkema, A. Holian, and J. J. Pestka, "Silica Triggers Inflammation and Ectopic Lymphoid Neogenesis in the Lungs in Parallel with Accelerated Onset of Systemic Autoimmunity and Glomerulonephritis in the Lupus-Prone NZBWF1 Mouse," *PLoS ONE*, vol. 10, no. 5, p. e0125481, May 2015.
15. V. P. S. Ghotra, S. He, G. van der Horst, S. Nijhoff, H. de Bont, A. Lekkerkerker, R. Janssen, G. Jenster, G. J. L. H. van Leenders, A. M. M. Hoogland, E. I. Verhoef, Z. Baranski, J. Xiong, B. van de Water, G. van der Pluijm, B. E. Snaar-Jagalska, and E. H. J. Danen, "SYK Is a Candidate Kinase Target for the Treatment of Advanced Prostate Cancer," *Cancer Res*, vol. 75, no. 1, pp. 230-240, Jan. 2015.
16. Kopec AK, Joshi N, Towery KL, Kassel KM, Sullivan BP, Flick MJ, Luyendyk JP. Thrombin Inhibition with Dabigatran Protects against High-Fat Diet-Induced Fatty Liver Disease in Mice. *Journal of Pharmacology and Experimental Therapeutics*. 2014 Nov 1;351(2):288-97.
17. M. Sta, N. L. M. Cappaert, D. Ramekers, V. Ramaglia, W. J. Wadman, and F. Baas, "C6 deficiency does not alter intrinsic regeneration speed after peripheral nerve crush injury," *Neuroscience Research*, vol. 87, pp. 26-32, Oct. 2014.
18. M. Heidari, S. D. Fitzgerald, and H. Zhang, "Marek's disease virus-induced transient cecal tonsil atrophy," *Avian Dis.*, vol. 58, no. 2, pp. 262-270, Jun. 2014.
19. Ono H, Basson MD, Ito H. PTK6 promotes cancer migration and invasion in pancreatic cancer cells dependent on ERK signaling. *PLoS one*. 2014 May 1;9(5):e96060.
20. C. Akay, M. Cooper, A. Odeleye, B. K. Jensen, M. G. White, F. Vassoler, P. J. Gannon, J. Mankowski, J. L. Dorsey, A. M. Buch, S. A. Cross, D. R. Cook, M.-M. Peña, E. S. Andersen, M. Christofidou-Solomidou, K. A. Lindl, M. C. Zink, J. Clements, R. C. Pierce, D. L. Kolson, and K. L. Jordan-Sciutto, "Antiretroviral drugs induce oxidative stress and neuronal damage in the central nervous system," *J. Neurovirol.*, vol. 20, no. 1, pp. 39-53, Jan. 2014.
21. Wehrwein EA, Novotny M, Swain GM, Parker LM, Esfahanian M, Spitsbergen JM, Habecker BA, Kreulen DL. Regional changes in cardiac and stellate ganglion norepinephrine transporter in DOCA-salt hypertension. *Autonomic Neuroscience*. 2013 Dec 31;179(1):99-107.
22. M. Kap, G. I. Arron, M. Loibner, A. Hausleitner, G. Siaulyte, K. Zatloukal, J.-L. Murk, and P. Riegman, "Inactivation of Influenza A virus, Adenovirus, and Cytomegalovirus with PAXgene Tissue Fixative and Formalin," *Biopreservation and Biobanking*, vol. 11, no. 4, pp. 229-234, Aug. 2013.
23. H. Geekiyanage, A. Upadhye, and C. Chan, "Inhibition of serine palmitoyltransferase reduces Aβ and tau hyperphosphorylation in a murine model: a safe therapeutic strategy for Alzheimer's disease," *Neurobiology of Aging*, vol. 34, no. 8, pp. 2037-2051, Aug. 2013.
24. S. P. Terrell, F. C. Origgi, and D. Agnew, "Glomerulonephropathy in Aged Captive Key Largo Woodrats (*Neotoma floridana smallii*)," *Vet Pathol*, vol. 49, no. 4, pp. 710-716, Jul. 2012.
25. B. Zipser, D. Bello-DeOcampo, S. Diestel, M.-H. Tai, and B. Schmitz, "Mannitou Monoclonal Antibody Uniquely Recognizes Paucimannose, a Marker for Human Cancer, Stemness, and Inflammation," *Journal of Carbohydrate Chemistry*, vol. 31, no. 4-6, pp. 504-518, May 2012.

Storage: 2° C  8° C

 ScyTek Laboratories, Inc.
205 South 600 West
Logan, UT 84321
U.S.A.


 


Emergo Europe
Prinsessegracht 20
2514 AP The Hague, The Netherlands

P.O. Box 3286 - Logan, Utah 84323, U.S.A. - Tel. (800) 729-8350 – Tel. (435) 755-9848 - Fax (435) 755-0015 - www.scytek.com

26. J. Wisniewska-Kruk, K. A. Hoeben, I. M. C. Vogels, P. J. Gaillard, C. J. F. Van Noorden, R. O. Schlingemann, and I. Klaassen, "A novel co-culture model of the blood-retinal barrier based on primary retinal endothelial cells, pericytes and astrocytes," *Experimental Eye Research*, vol. 96, no. 1, pp. 181-190, Mar. 2012.
27. Karmaus PW, Chen W, Crawford RB, Harkema JR, Kaplan BL, Kaminski NE. Deletion of cannabinoid receptors 1 and 2 exacerbates APC function to increase inflammation and cellular immunity during influenza infection. *Journal of leukocyte biology*. 2011 Nov 1;90(5):983-95.
28. White MG, Wang Y, Akay C, Lindl KA, Kolson DL, Jordan-Sciutto KL. Parallel high throughput neuronal toxicity assays demonstrate uncoupling between loss of mitochondrial membrane potential and neuronal damage in a model of HIV-induced neurodegeneration. *Neuroscience research*. 2011 Jun 30;70(2):220-9.
29. A. M. Rygiel, F. Milano, F. J. ten Kate, J. J. G. H. M. Bergman, and K. K. Krishnadath, "Low Level of Her-2 Locus Amplification by Fluorescent In Situ Hybridization Does Not Correlate with Her-2 Protein Overexpression by Immunohistochemistry in Barrett's Esophagus," *Journal of Oncology*, vol. 2010, p. e382582, Jun. 2010.
30. Swanlund, J.M., Kregel, K.C., Oberley, T.D. Investigating Autophagy, Quantitative morphometric analysis using electron microscopy. *Autophagy*, February 2010; 6(2): pages 270-277.
31. Mackenzie, C.D., Huntington, M.K., Wanji, S., Lovato, R.V., Eversole, R.R., Geary, T.G. The Association of Adult Onchocerca volvulus with Lymphatic Vessels. *Journal of Parasitology*. February 2010, Volume 96, Number 1, pages 219-221.
32. J. V. Busik, M. Tikhonenko, A. Bhatwadekar, M. Opreanu, N. Yakubova, S. Caballero, D. Player, T. Nakagawa, A. Afzal, J. Kielczewski, A. Sochacki, S. Hasty, S. L. Calzi, S. Kim, S. K. Duclas, M. S. Segal, D. L. Guberski, W. J. Esselman, M. E. Boulton, and M. B. Grant, "Diabetic retinopathy is associated with bone marrow neuropathy and a depressed peripheral clock," *J Exp Med*, vol. 206, no. 13, pp. 2897-2906, Dec. 2009.
33. C. D. Mackenzie, M. K. Huntington, S. Wanji, R. V. Lovato, R. R. Eversole, and T. G. Geary, "The Association of Adult Onchocerca volvulus with Lymphatic Vessels," *Journal of Parasitology*, vol. 96, no. 1, pp. 219-221, Oct. 2009.
34. A. Vrieling, D. W. Voskuil, A. Bosma, D. M. Majoor, J. van Doorn, A. Cats, A. C. T. M. Depla, R. Timmer, B. J. M. Witteman, J. Wesseling, E. Kampman, and L. J. Van't Veer, "Expression of insulin-like growth factor system components in colorectal tissue and its relation with serum IGF levels," *Growth Hormone & IGF Research*, vol. 19, no. 2, pp. 126-135, Apr. 2009.
35. E. A. Wehrwein, L. M. Parker, A. A. Wright, J. M. Spitsbergen, M. Novotny, D. Babankova, G. M. Swain, B. A. Habecker, and D. L. Kreulen, "Cardiac norepinephrine transporter protein expression is inversely correlated to chamber norepinephrine content," *American Journal of Physiology - Regulatory, Integrative and Comparative Physiology*, vol. 295, no. 3, pp. R857-R863, Sep. 2008.
36. Oberley, T.D., Swanlund, J.M., Zhang, H.J., Kregel, K.C. Aging Results in Increased Autophagy of Mitochondria and Protein Nitration in Rat Hepatocytes Following Heat Stress. *Journal of Histochemistry and Cytochemistry*. June 2008, 56(6): pages 615-627.
37. van Maldegem, F., de Wit, M., Morsink, F., Musler, A., Weegenaar, J., van Noesel, C.J. Effects of Processing Delay, Formalin Fixation, and Immunohistochemistry on RNA Recovery From Formalin-fixed Paraffin-embedded Tissue Sections. *Diagnostic Molecular Pathology*, March 2008, Volume 17, Issue 1, pages 51-58.
38. K. A. Lindl and K. L. Jordan-Sciutto, "Examining the Endogenous Antioxidant Response Through Immunofluorescent Analysis of Nrf2 in Tissue," *Methods Mol Biol*, vol. 477, pp. 229-243, 2008.
39. Y. Wang, M. G. White, C. Akay, R. A. Chodroff, J. Robinson, K. A. Lindl, M. A. Dichter, Y. Qian, Z. Mao, D. L. Kolson, and K. L. Jordan-Sciutto, "Activation of cyclin-dependent kinase 5 by calpains contributes to human immunodeficiency virus-induced neurotoxicity," *Journal of Neurochemistry*, vol. 103, no. 2, pp. 439-455, Oct. 2007.
40. F. P. Peters, K. K. Krishnadath, A. M. Rygiel, W. L. Curvers, W. D. Rosmolen, P. Fockens, F. J. ten Kate, J. W. van Baal, and J. J. Bergman, "Stepwise Radical Endoscopic Resection of the Complete Barrett's Esophagus With Early Neoplasia Successfully Eradicates Pre-Existing Genetic Abnormalities," *Am J Gastroenterol*, vol. 102, no. 9, pp. 1853-1861, Sep. 2007.
41. L. S. Mansfield, J. A. Bell, D. L. Wilson, A. J. Murphy, H. M. Elsheikha, V. a. K. Rathinam, B. R. Fierro, J. E. Linz, and V. B. Young, "C57BL/6 and Congenic Interleukin-10-Deficient Mice Can Serve as Models of Campylobacter jejuni Colonization and Enteritis," *Infect. Immun.*, vol. 75, no. 3, pp. 1099-1115, Mar. 2007.
42. E. D. Wheeler, C. L. Achim, and V. Ayyavoo, "Immunodetection of human immunodeficiency virus type 1 (HIV-1) Vpr in brain tissue of HIV-1 encephalitic patients," *J Neurovirol*, vol. 12, no. 3, pp. 200-210, Jan. 2006.
43. Elstrodt, F., Hollestelle, A., Nagel, J.H.A., Gorin, M., Wasielewski, M., van den Ouweland, A., Merajver, S.D., Ethier, S.P., Schutte, M. BRCA1 Mutation Analysis of 41 Human Breast Cancer Cell Lines Reveals Three New Deleterious Mutants. *Cancer Research*, January 2006, Volume 66, Issue 1, pages 41-42.
44. L. Chaiswing, M. P. Cole, W. Ittarat, L. I. Swzeda, D. K. S. Clair, and T. D. Oberley, "Manganese superoxide dismutase and inducible nitric oxide synthase modify early oxidative events in acute Adriamycin-induced mitochondrial toxicity," *Mol Cancer Ther*, vol. 4, no. 7, pp. 1056-1064, Jul. 2005.
45. G. D. Strachan, A. S. Kopp, M. A. Koike, K. L. Morgan, and K. L. Jordan-Sciutto, "Chemokine- and neurotrophic factor-induced changes in E2F1 localization and phosphorylation of the retinoblastoma susceptibility gene product (pRb) occur by distinct mechanisms in murine cortical cultures," *Experimental Neurology*, vol. 193, no. 2, pp. 455-468, Jun. 2005.
46. Williams, S.M., Fitzgerald, S.D., Willie, M.R., Lee, L.F., Fadly, A.M. Tissue Tropism and Bursal Transformation Ability of Subgroup J Avian Leukosis Virus in White Leghorn Chickens. *Avian Diseases*, 2004, 48: pages 921-927.
47. M. S. Burger, J. L. Torino, and S. Swaminathan, "DNA damage in human transitional cell carcinoma cells after exposure to the proximate metabolite of the bladder carcinogen 4-aminobiphenyl," *Environ. Mol. Mutagen.*, vol. 38, no. 1, pp. 1-11, Jan. 2001.
48. Oberley, T.D., Zhong, W., Swzeda, L.I., Oberley, L.W. Localization of Antioxidant Enzymes and Oxidative Damage Products in Normal and Malignant Prostate Epithelium. *The Prostate*, 2000, 44: pages 144-155.

 Storage: 2° C  8° C


 ScyTek Laboratories, Inc.
 205 South 600 West
 Logan, UT 84321
 U.S.A.


EC REP

 Emergo Europe
 Prinsessegracht 20
 2514 AP The Hague, The Netherlands